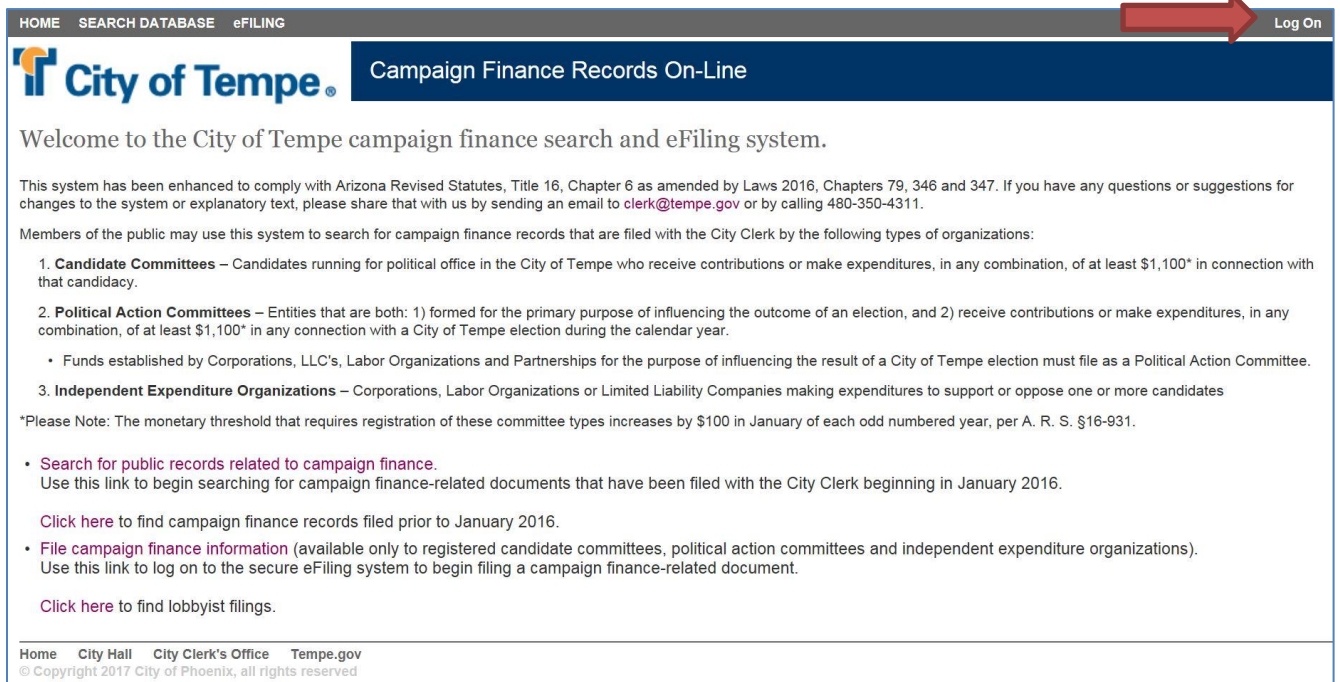


ACCOUNT REGISTRATION

When registering an account in the City of Tempe Campaign Finance eFiling System, use the email account associated with a candidate or political action committee.

1. Click “Log On” in the top right corner of the City of Tempe Campaign Finance eFiling System.



HOME SEARCH DATABASE eFILING Log On

City of Tempe Campaign Finance Records On-Line

Welcome to the City of Tempe campaign finance search and eFiling system.

This system has been enhanced to comply with Arizona Revised Statutes, Title 16, Chapter 6 as amended by Laws 2016, Chapters 79, 346 and 347. If you have any questions or suggestions for changes to the system or explanatory text, please share that with us by sending an email to clerk@tempe.gov or by calling 480-350-4311.

Members of the public may use this system to search for campaign finance records that are filed with the City Clerk by the following types of organizations:

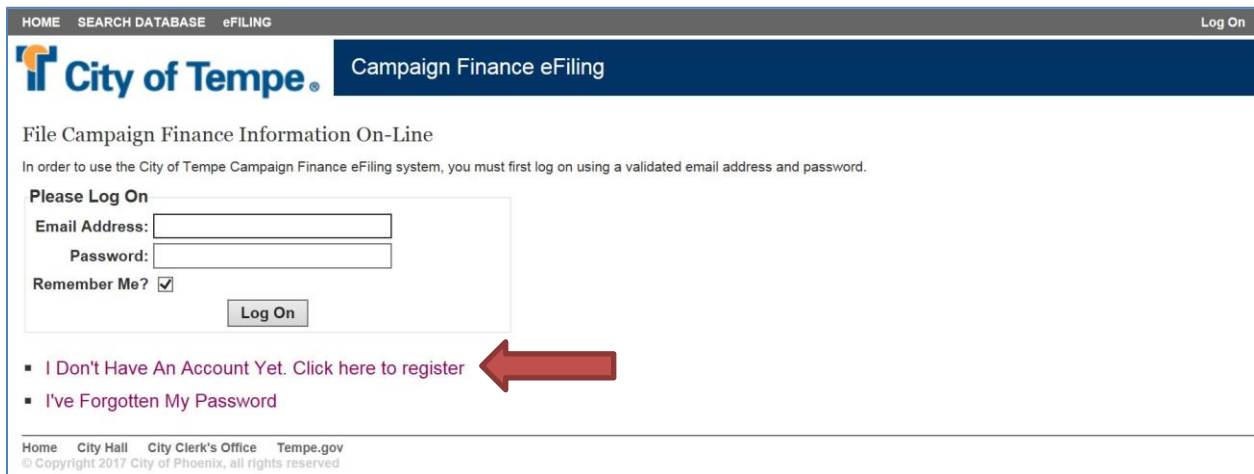
1. **Candidate Committees** – Candidates running for political office in the City of Tempe who receive contributions or make expenditures, in any combination, of at least \$1,100* in connection with that candidacy.
2. **Political Action Committees** – Entities that are both: 1) formed for the primary purpose of influencing the outcome of an election, and 2) receive contributions or make expenditures, in any combination, of at least \$1,100* in any connection with a City of Tempe election during the calendar year.
 - Funds established by Corporations, LLC's, Labor Organizations and Partnerships for the purpose of influencing the result of a City of Tempe election must file as a Political Action Committee.
3. **Independent Expenditure Organizations** – Corporations, Labor Organizations or Limited Liability Companies making expenditures to support or oppose one or more candidates

*Please Note: The monetary threshold that requires registration of these committee types increases by \$100 in January of each odd numbered year, per A. R. S. §16-931.

- [Search for public records related to campaign finance.](#)
Use this link to begin searching for campaign finance-related documents that have been filed with the City Clerk beginning in January 2016.
- [Click here](#) to find campaign finance records filed prior to January 2016.
- [File campaign finance information](#) (available only to registered candidate committees, political action committees and independent expenditure organizations).
Use this link to log on to the secure eFiling system to begin filing a campaign finance-related document.
- [Click here](#) to find lobbyist filings.

Home City Hall City Clerk's Office Tempe.gov
© Copyright 2017 City of Phoenix, all rights reserved

2. Click “I Don't Have An Account Yet. Click here to register”.



HOME SEARCH DATABASE eFILING Log On

City of Tempe Campaign Finance eFiling

File Campaign Finance Information On-Line

In order to use the City of Tempe Campaign Finance eFiling system, you must first log on using a validated email address and password.

Please Log On

Email Address:

Password:

Remember Me?

- [I Don't Have An Account Yet. Click here to register](#)
- [I've Forgotten My Password](#)

Home City Hall City Clerk's Office Tempe.gov
© Copyright 2017 City of Phoenix, all rights reserved

3. Complete the eFiling User Registration form and click “REGISTER”.

Note that user accounts are case sensitive and must match the capitalization used on a Statement of Organization.

Additionally, passwords are case sensitive and the password criteria listed below must be followed:

- Password must be at least 8 characters in length
- Password must contain at least 1 number

HOME SEARCH DATABASE eFILING

City of Tempe eFiling User Registration

Are you a candidate or do you represent a committee?
Use this form only if you are a candidate or represent a political organization. Only the individuals associated with a political organization may register and use the e-Filing system.
You are not required to be a registered user to conduct a search for campaign finance information.
If you are not associated with a political committee, click on "Home" on the menu above.

First you must create a new user account to access the eFiling system.

Email Address:
Password:
Confirm Password:

User Profile Information

First Name (**) Last Name (**)
Address Line1 Address Line2
City State Zip
Phone 1:
Phone 2:
Fax:

Home City Hall City Clerk's Office Tempe.gov
© Copyright 2017 City of Phoenix, all rights reserved

4. You will receive an automated email stating your registration as a user of the City of Tempe Finance eFiling System was received. Click the link provided in the automated email to verify your email address. This completes your account registration.

HOME SEARCH DATABASE eFILING

City of Tempe Campaign Finance eFiling

Thank You For Registering for the Campaign Finance eFiling Account!
In order to complete your registration we must first verify your email address.
Please check your email and click the link that is provided to verify your email address and complete your Campaign Finance eFiling account registration.

Home City Hall City Clerk's Office Tempe.gov
© Copyright 2017 City of Phoenix, all rights reserved

Password Reset

1. To reset your Campaign Finance eFiling System password, click “I’ve Forgotten My Password” on the “Log On” screen.

HOME SEARCH DATABASE eFILING Log On

City of Tempe Campaign Finance eFiling

File Campaign Finance Information On-Line

In order to use the City of Tempe Campaign Finance eFiling system, you must first log on using a validated email address and password.

Please Log On

Email Address:

Password:

Remember Me?

Log On

- I Don't Have An Account Yet. Click here to register
- I've Forgotten My Password

Home City Hall City Clerk's Office Tempe.gov
© Copyright 2017 City of Phoenix, all rights reserved

2. Enter your email address and click the “Reset Password” button.

HOME SEARCH DATABASE eFILING

City of Tempe Reset Password

Reset Password

Email Address:

Reset Password

Home City Hall City Clerk's Office Tempe.gov
© Copyright 2017 City of Phoenix, all rights reserved

3. You will receive a notification that an email was sent and to please check your email. Using the system generated password provided in the email, log on and select “Change Password” at the top right of the Log On screen.

HOME SEARCH DATABASE eFILING Admin Change Password Log Off

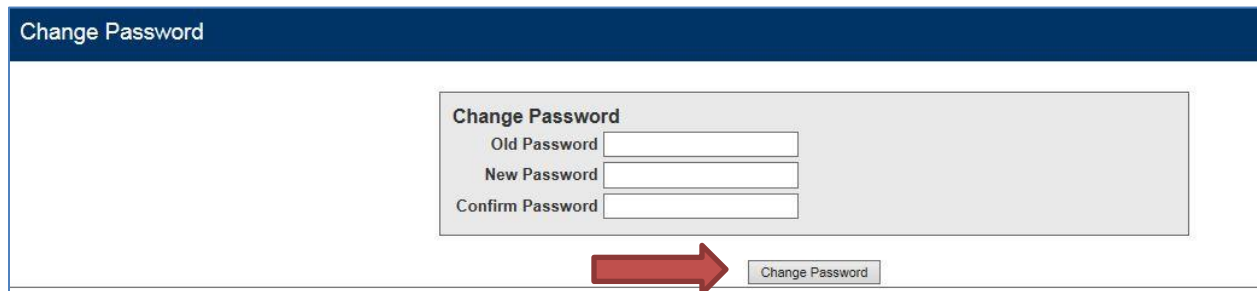
City of Tempe Campaign Finance eFiling

4. Enter the system generated password provided in your email for “Old Password” and enter your new password in “New Password” and “Confirm Password”.

Note that passwords are case sensitive and the password criteria listed below must be followed:

- Password must be at least 8 characters in length
- Password must contain at least 1 number

5. Click “Change Password”. You will receive a system generated email confirming that your password was recently changed.



The screenshot shows a web interface for changing a password. At the top, there is a dark blue header with the text "Change Password" in white. Below the header is a light gray rectangular form area. Inside this area, the text "Change Password" is displayed in bold. Underneath, there are three input fields: "Old Password", "New Password", and "Confirm Password", each with a corresponding text label to its left. Below the input fields, there is a red arrow pointing to the right, which is positioned directly above a button labeled "Change Password".

You may now use the new password to log on to the Campaign Finance eFiling System.