


When recorded return to:

Mr. Keith C. Hoskins
Gust Rosenfeld P.L.C.
201 N. Central Ave., Suite 3300
Phoenix, Arizona 85073-3300



OFFICIAL RECORDS OF
MARICOPA COUNTY RECORDER
HELEN PURCELL
2006-0814482 06/16/06 02:58 PM
15 OF 18

Gastelump

**CERTIFICATE OF THE MAYOR AND COUNCIL OF THE CITY OF TEMPE,
ARIZONA, RELATIVE TO THE SPECIAL BOND ELECTION HELD IN AND FOR
THE CITY OF TEMPE, ARIZONA, ON MAY 16, 2006.**

The Mayor and Council of the City of Tempe, Arizona, hereby certify as follows:

1. Pursuant to the resolution passed and adopted by the Mayor and Council on January 19, 2006, an election was duly and regularly held on May 16, 2006, for the purpose of approving the issuance and sale of bonds in the total principal amount of \$210,500,000 (the "bonds") to provide funds to make various municipal improvements.

2. The election had been conducted and the official returns thereof have been filed as required by law and that the total number of votes cast at the special bond election in answer to the question submitted were as follows:

QUESTION	VOTES, YES (for creating the indebtedness)	VOTES, NO (against creating the indebtedness)	TOTAL VOTES CAST
1. Water And Sewer Improvement	10,159	1,903	12,062
2. Street Improvements	10,029	2,039	12,068
3. Law Enforcement	10,220	1,992	12,212
4. Fire Protection	10,530	1,656	12,186
5. Community Services/Park Improvements/Library	9,408	2,651	12,059


The tabulated votes for each specified bond question is set forth in the attached final cumulative report.

3. The majority of the votes cast at the election was for creating the indebtedness of the City in the total authorized principal amount of \$210,500,000 by the issuance and sale of all of the bonds as described in all of the questions. The Mayor and Council hereby order the issuance and sale of all the bonds of this issue.


IN WITNESS WHEREOF, the Mayor and members of this Council present at the canvass have hereunto placed their hands and caused the same to be attested by the Clerk and the seal of the City of Tempe to be affixed hereto on June 2, 2006.




Mayor




Vice Mayor



Councilmember




Councilmember




Councilmember

Absent

Councilmember Barbara J. Carter



Councilmember

ATTEST


City Clerk

(SEAL)

THIS DOCUMENT MUST BE RECORDED IN THE OFFICE OF THE COUNTY
RECORDER OF MARICOPA COUNTY, ARIZONA.

**CERTIFICATE OF THE OFFICER IN CHARGE OF THE COUNTING OF THE
BALLOTS CAST AT THE SPECIAL BOND ELECTION HELD IN THE CITY OF
TEMPE, ARIZONA, ON MAY 16, 2006.**


WHEREAS, at the special bond election held in and for the City of Tempe, Arizona (the "City"), on May 16, 2006, optical scanning ballots were used by the City to evidence the respective votes of those qualified electors voting at such election; and

WHEREAS, the undersigned acted as the person responsible for the correct counting of the ballots cast at the above-mentioned special bond election; and

WHEREAS, I have caused the vote tabulating equipment to count the ballots, including verified questioned ballots, so as to show the returns for each poll, all as shown on the attached return; and

NOW, THEREFORE, pursuant to Section 16-622, Arizona Revised Statutes, I hereby certify that the returns printed by the vote tabulating equipment located at the official ballot counting center, which return is attached hereto and made a part hereof, contains a true and correct count of all of the ballots, both those cast at the individual voting precincts and absentee which were then available for tabulation, at the special bond election held in the City of Tempe on May 16, 2006.

EXECUTED June 2, 2006



City Clerk, City of Tempe, Arizona

MAY 16, 2006 GENERAL ELECTION – FINAL RESULTS BY POLLING PLACE

REGISTERED VOTERS: 70,431
 TOTAL BALLOTS CAST: 12,550
 EARLY BALLOTS CAST: 9,400
 ELECTION DAY BALLOTS CAST: 3,150
 VOTER TURNOUT: 18%

NUMBERS BELOW: Election Day Polling Places/Early Votes
 (Candidates) TOTAL VOTES

(Bond questions) YES
NO

CANDIDATES	1	2	3	4	5	6	7	8	9	10	11	12	13	14	15	16	17	18	19	<u>POLLS/EARLY VOTES</u> <u>TOTAL VOTES</u>
	ARIZ. HISTOR. MUSEUM	COT FIELD SVCS.	ASU INFO CTR.	ESCA- LANTE CTR.	ELKS LODGE	COMM. CHRIST CHRCH	UNIV. PRES. CHRCH	TD3 ADMN OFFC	CONN- OLLY SCHL	CONT- EMPO M.H.P.	PYLE CTR	HUDSN ELEM SCHL	FIRST BAPT. CHRCH	TUHSD DIST. OFFC	LAKES COMM. CTR	LAKE- SHORE CHRCH	TEMPE CHRISTIAN CHRCH	SOUTH PD SUB STATN	KYRENE MIDDLE SCHOOL	
Len Copple	<u>64/134</u> 198	<u>70/134</u> 204	<u>11/33</u> 44	<u>31/84</u> 115	<u>50/138</u> 188	<u>41/91</u> 132	<u>96/279</u> 375	<u>74/205</u> 279	<u>108/280</u> 388	<u>42/148</u> 190	<u>66/209</u> 275	<u>72/206</u> 278	<u>77/346</u> 423	<u>35/157</u> 192	<u>116/319</u> 435	<u>84/263</u> 347	<u>120/389</u> 507	<u>105/498</u> 603	<u>114/486</u> 600	<u>1376/4397</u> 5,773
Onnie Shekerjian	<u>91/193</u> 284	<u>77/152</u> 229	<u>16/29</u> 45	<u>60/98</u> 158	<u>70/145</u> 215	<u>41/78</u> 119	<u>111/223</u> 334	<u>119/228</u> 347	<u>103/316</u> 419	<u>56/157</u> 213	<u>92/211</u> 303	<u>77/211</u> 288	<u>111/399</u> 510	<u>44/169</u> 213	<u>130/315</u> 445	<u>100/305</u> 405	<u>155/410</u> 565	<u>94/481</u> 575	<u>145/579</u> 724	<u>1692/4699</u> 6,391
Ballots Cast	<u>159/335</u> 494	<u>150/297</u> 447	<u>28/65</u> 93	<u>95/184</u> 279	<u>122/298</u> 420	<u>86/180</u> 266	<u>209/515</u> 724	<u>193/446</u> 639	<u>216/621</u> 837	<u>103/313</u> 416	<u>163/430</u> 593	<u>152/431</u> 583	<u>192/772</u> 964	<u>86/340</u> 426	<u>253/646</u> 899	<u>189/577</u> 766	<u>283/817</u> 1100	<u>207/1019</u> 1226	<u>264/1114</u> 1378	<u>3150/9400</u> 12,550

BOND QUESTIONS	1 ARIZ. HISTOR. MUSEUM	2 COT FIELD SVCS.	3 ASU INFO CTR.	4 ESCA- LANTE CTR.	5 ELKS LODGE	6 COMM. CHRIST CHRCH	7 UNIV. PRES. CHRCH	8 TD3 ADMN OFFC	9 CONN- OLLY SCHL	10 CONT- EMPO M.H.P.	11 PYLE CTR	12 HUDSN ELEM SCHL	13 FIRST BAPT. CHRCH	14 TUHSD DIST. OFFC	15 LAKES COMM. CTR	16 LAKE- SHORE CHRCH	17 TEMPE CHRISTIAN CHRCH	18 SOUTH PD SUB STATN	19 KYRENE MIDDLE SCHOOL	TOTAL YES VOTES TOTAL NO VOTES
1 - WATER/ SEWER	Y: 377 N: 97	Y: 334 N: 95	Y: 73 N: 15	Y: 211 N: 60	Y: 323 N: 82	Y: 214 N: 34	Y: 597 N: 102	Y: 490 N: 111	Y: 680 N: 121	Y: 337 N: 68	Y: 478 N: 93	Y: 480 N: 78	Y: 808 N: 127	Y: 335 N: 78	Y: 736 N: 124	Y: 624 N: 113	Y: 889 N: 178	Y: 1004 N: 172	Y: 1169 N: 155	Yes - 10,159 (84%) No - 1,903
2 - STREETS	Y: 372 N: 100	Y: 334 N: 96	Y: 75 N: 15	Y: 216 N: 58	Y: 316 N: 88	Y: 209 N: 40	Y: 588 N: 106	Y: 481 N: 124	Y: 670 N: 132	Y: 341 N: 62	Y: 466 N: 104	Y: 470 N: 92	Y: 790 N: 142	Y: 321 N: 89	Y: 724 N: 139	Y: 609 N: 132	Y: 879 N: 188	Y: 1008 N: 165	Y: 1160 N: 167	Yes - 10,029 (83%) No - 2,039
3 - POLICE	Y: 394 N: 87	Y: 331 N: 103	Y: 71 N: 21	Y: 207 N: 67	Y: 314 N: 96	Y: 219 N: 42	Y: 617 N: 94	Y: 507 N: 101	Y: 689 N: 129	Y: 345 N: 67	Y: 465 N: 117	Y: 489 N: 72	Y: 820 N: 115	Y: 342 N: 81	Y: 727 N: 144	Y: 620 N: 128	Y: 886 N: 188	Y: 1022 N: 161	Y: 1155 N: 179	Yes - 10,220 (84%) No - 1,992
4 - FIRE	Y: 414 N: 68	Y: 355 N: 80	Y: 73 N: 18	Y: 222 N: 52	Y: 336 N: 74	Y: 229 N: 31	Y: 621 N: 86	Y: 532 N: 74	Y: 714 N: 101	Y: 360 N: 51	Y: 491 N: 90	Y: 491 N: 67	Y: 831 N: 103	Y: 356 N: 69	Y: 750 N: 117	Y: 642 N: 106	Y: 906 N: 167	Y: 1035 N: 146	Y: 1172 N: 156	Yes - 10,530 (86%) No - 1,656
5 - PARKS	Y: 342 N: 137	Y: 337 N: 95	Y: 69 N: 21	Y: 196 N: 76	Y: 291 N: 116	Y: 220 N: 38	Y: 580 N: 121	Y: 466 N: 135	Y: 623 N: 182	Y: 313 N: 94	Y: 450 N: 127	Y: 424 N: 130	Y: 722 N: 202	Y: 307 N: 109	Y: 680 N: 180	Y: 582 N: 159	Y: 813 N: 245	Y: 938 N: 234	Y: 1055 N: 250	Yes - 9,408 (78%) No - 2,651

0506-30-04



Staff Summary Report

Council Meeting Date: September 21, 2006

Agenda Item Number: 11a

SUBJECT: Request approval of the canvass of the City of Tempe Special Election held September 12, 2006.

DOCUMENT NAME: 20060921clrkck06 FRANCHISE ELECTION - SEPT. 12, 2006 (0506-30-04)

SUPPORTING DOCS: Yes (Canvass Report)

COMMENTS: N/A

PREPARED BY: Kathy L. Matz, City Clerk (350-8242)

REVIEWED BY: N/A

LEGAL REVIEW BY: Marlene Pontrelli (350-8120); Janis Bladine (350-8609)

FISCAL NOTE: N/A

RECOMMENDATION: Staff recommends approval of the September 12, 2006 Special Election canvass.

ADDITIONAL INFO: A Special Election for two utility franchise agreements (APS and Southwest Gas) was held on Tuesday, September 12, 2006. Voters overwhelmingly approved both franchise agreements, as follows:

QUESTION ONE - FRANCHISE AGREEMENT WITH ARIZONA PUBLIC SERVICE

YES	7,940	65%
NO	4,268	35%

QUESTION TWO - FRANCHISE AGREEMENT WITH SOUTHWEST GAS

YES	9,487	78%
NO	2,637	22%

The final vote tally/canvass report is attached.

Maricopa Primary
 September 12, 2006
 Summary Report
 Maricopa County
 Final Results

TEMPE QUESTION 1		(66)	66/66	100.00%
Under Votes:	2313			
Over Votes:	7			
YES		7,940		65.04%
NO		4,268		34.96%
	Total ...	12,208		100.00%
	(66)	66/66		100.00%

TEMPE QUESTION 2				
Under Votes:	2403			
Over Votes:	1			
YES		9,487		78.25%
NO		2,607		21.75%
	Total ...	12,124		100.00%

0506-30-04



Staff Summary Report

Council Meeting Date: September 21, 2006

Agenda Item Number: 11a

SUBJECT: Request approval of the canvass of the City of Tempe Special Election held September 12, 2006.

DOCUMENT NAME: 20060921clrkck06 **FRANCHISE ELECTION - SEPT. 12, 2006 (0506-30-04)**

SUPPORTING DOCS: Yes (Canvass Report)

COMMENTS: N/A

PREPARED BY: Kathy L. Matz, City Clerk (350-8242)

REVIEWED BY: N/A

LEGAL REVIEW BY: Marlene Pontrelli (350-8120); Janis Bladine (350-8609)

FISCAL NOTE: N/A

RECOMMENDATION: Staff recommends approval of the September 12, 2006 Special Election canvass.

ADDITIONAL INFO: A Special Election for two utility franchise agreements (APS and Southwest Gas) was held on Tuesday, September 12, 2006. Voters overwhelmingly approved both franchise agreements, as follows:

QUESTION ONE - FRANCHISE AGREEMENT WITH ARIZONA PUBLIC SERVICE

YES	7,940	65%
NO	4,268	35%

QUESTION TWO - FRANCHISE AGREEMENT WITH SOUTHWEST GAS

YES	9,487	78%
NO	2,637	22%

The final vote tally/canvass report is attached:

Maricopa Primary
September 12, 2006
Summary Report
Maricopa County
Final Results

TEMPE QUESTION 1		(66)	66/66	100.00%
<hr/>				
Under Votes:	2313			
Over Votes:	7			
YES			7,940	65.04%
NO			4,268	34.96%
		Total ...	12,208	100.00%
TEMPE QUESTION 2		(66)	66/66	100.00%
<hr/>				
Under Votes:	2403			
Over Votes:	1			
YES			9,487	78.25%
NO			2,637	21.75%
		Total ...	12,124	100.00%