

























TACTICAL PREPLAN LEGEND

▲
N North is always pointing up

- 1.) Electrical connection to building 
- 2.) Gas connection to building 
- 3.) Sprinkler Connection 
- 4.) Combo Wet Sprinkler/Standpipe 
- 5.) Standpipes: Intake  Discharge 
- 6.) OS&Y/Sprinkler shut off 
- 7.) Area sprinklered 
- 8.) Area not sprinklered 
- 9.) Manual Doors 
- 10.) Roll Up Doors 
- 11.) Stairways 
- 12.) Elevators 
- 13.) Firewall 
- 14.) Hydrants 
- 15.) Knox Box 
- 16.) Fences 
- 17.) Gates 
- 18.) Locked Gates 
- 19.) Block Walls 
- 20.) Fire Dept. Access 
- 21.) Streets - Include streets immediately bordering property.
- 22.) Fire Control Panel 
- 23.) Opticom Gate 
- 24.) Tank 
- 25.) Basement 