




Early and Precinct Ballots

			PPNO 6291	PPNO 6292	PPNO 6293	PPNO 6294	PPNO 6295	
			Polling Place	Polling Place	Polling Place	Polling Place	Polling Place	
		Total	Pyle Adult Recreation Center (Balboa, Cairo, Diablo, Dwight, Hollis, Palmer, Twin Buttes)	Tempe Police Substation (Alexander, Campbell Park, Cardinal, Celaya, Pepperwood, Tulane, Waggoner)	Tempe Christian Church (Corbell, Dover, Optimist, Redden, Rotary Park, Scudder)	Escalante Community Center (Escalante, Hudson, Jentilly, Shalimar, Tempe, Victory)	Arizona Historical Museum (Darrow, Mitchell Park, Rio Salado, Rolling Hills, Van Ness)	
Registered Voters		75,399	16,736	20,003	16,610	11,895	10,155	
Ballots Cast		19,197	4,208	5,748	5,096	2,164	1,981	
Turnout Percentage		25.46%	25.14%	28.74%	30.68%	18.19%	19.51%	
Mayor		Total Votes	Percentage of Total Votes					
Mitchell, Mark		15,246	95.64%	3,345	4,610	4,020	1,727	1,544
Write-In votes (not valid)		695	4.36%	141	149	198	99	108
Number of Total Votes:		15,941						
City Councilmember		Total Votes	Percentage of Total Votes					
Amorosi, Phil		5,647	11.79%	1,289	1,678	1,425	682	573
Baroness von Behr, Irina		3,128	6.53%	719	973	817	328	291
Fonseca, Ernesto		6,111	12.76%	1,277	1,846	1,564	735	689
Granville, Kolby		11,212	23.40%	2,461	3,287	3,005	1,285	1,174
Keating, Randy		9,851	20.56%	2,326	2,714	2,609	1,085	1,117
Navarro, Joel		11,726	24.48%	2,420	3,707	3,233	1,226	1,140
Write-In votes (not valid)		234	0.49%	72	55	48	20	39
Number of Total Votes:		47,909						
Proposition 485 - Charter Amendment								
Article VII Nominations and Elections Section 7.01(g). Candidate Contribution Limits		Total Votes	Percentage of Total Votes					
Yes		15,721	88.55%	3,498	4,620	4,129	1,800	1,674
No		2,032	11.45%	418	674	550	222	168
Number of Total Votes:		17,753						
REJECTED BALLOTS		413	2.15%	81	130	84	55	63

Early Ballots

			PPNO 6291	PPNO 6292	PPNO 6293	PPNO 6294	PPNO 6295	
			Polling Place	Polling Place	Polling Place	Polling Place	Polling Place	
		Total	Pyle Adult Recreation Center (Balboa, Cairo, Diablo, Dwight, Hollis, Palmer, Twin Buttes)	Tempe Police Substation (Alexander, Campbell Park, Cardinal, Celaya, Pepperwood, Tulane, Waggoner)	Tempe Christian Church (Corbell, Dover, Optimist, Redden, Rotary Park, Scudder)	Escalante Community Center (Escalante, Hudson, Jentilly, Shalimar, Tempe, Victory)	Arizona Historical Museum (Darrow, Mitchell Park, Rio Salado, Rolling Hills, Van Ness)	
Registered Voters		75,399	16,736	20,003	16,610	11,895	10,155	
Ballots Cast		17,968	3,903	5,508	4,753	2,022	1,782	
Turnout Percentage		23.83%	23.32%	27.54%	28.62%	17.00%	17.55%	
Mayor		Total Votes	Percentage of Total Votes					
Mitchell, Mark		14,359	95.90%	3,125	4,435	3,775	1,625	1,399
Write-In votes (not valid)		614	4.10%	128	139	174	85	88
Number of Total Votes:		14,973						
City Councilmember		Total Votes	Percentage of Total Votes					
Amorosi, Phil		5,215	11.65%	1,195	1,613	1,297	614	496
Baroness von Behr, Irina		2,891	6.46%	665	915	732	309	270
Fonseca, Ernesto		5,679	12.69%	1,180	1,769	1,451	668	611
Granville, Kolby		10,528	23.53%	2,284	3,153	2,836	1,210	1,045
Keating, Randy		9,207	20.58%	2,145	2,599	2,440	1,020	1,003
Navarro, Joel		11,015	24.62%	2,246	3,556	3,033	1,162	1,018
Write-In votes (not valid)		213	0.48%	64	51	44	17	37
Number of Total Votes:		44,748						
Proposition 485 - Charter Amendment Article VII Nominations and Elections Section 7.01(g). Candidate Contribution Limits		Total Votes	Percentage of Total Votes					
Yes		14,773	89.10%	3,257	4,445	3,870	1,689	1,512
No		1,808	10.90%	370	617	480	196	145
Number of Total Votes:		16,581						

Precinct Ballots

			PPNO 6291	PPNO 6292	PPNO 6293	PPNO 6294	PPNO 6295	
			Polling Place	Polling Place	Polling Place	Polling Place	Polling Place	
		Total	Pyle Adult Recreation Center (Balboa, Cairo, Diablo, Dwight, Hollis, Palmer, Twin Buttes)	Tempe Police Substation (Alexander, Campbell Park, Cardinal, Celaya, Pepperwood, Tulane, Waggoner)	Tempe Christian Church (Corbell, Dover, Optimist, Redden, Rotary Park, Scudder)	Escalante Community Center (Escalante, Hudson, Jentilly, Shalimar, Tempe, Victory)	Arizona Historical Museum (Darrow, Mitchell Park, Rio Salado, Rolling Hills, Van Ness)	
Registered Voters		75,399	16,736	20,003	16,610	11,895	10,155	
Ballots Cast		1,229	305	240	343	142	199	
Turnout Percentage		1.63%	1.82%	1.20%	2.07%	1.19%	1.96%	
Mayor		Total Votes	Percentage of Total Votes					
Mitchell, Mark		887	91.63%	220	175	245	102	145
Write-In votes (not valid)		81	8.37%	13	10	24	14	20
Number of Total Votes:		968						
City Councilmember		Total Votes	Percentage of Total Votes					
Amorosi, Phil		432	13.67%	94	65	128	68	77
Baroness von Behr, Irina		237	7.50%	54	58	85	19	21
Fonseca, Ernesto		432	13.67%	97	77	113	67	78
Granville, Kolby		684	21.64%	177	134	169	75	129
Keating, Randy		644	20.37%	181	115	169	65	114
Navarro, Joel		711	22.49%	174	151	200	64	122
Write-In votes (not valid)		21	0.66%	8	4	4	3	2
Number of Total Votes:		3,161						
Proposition 485 - Charter Amendment								
Article VII Nominations and Elections Section 7.01(g). Candidate Contribution Limits		Total Votes	Percentage of Total Votes					
Yes		948	80.89%	241	175	259	111	162
No		224	19.11%	48	57	70	26	23
Number of Total Votes:		1,172						

Attachment 1 to Exhibit A

MRC_20160308_E

3/8/2016

Precinct Canvass

MARICOPA COUNTY

1 MAYOR - CITY OF TEMPE

	Registered	Ballots Cast	Turnout (%)	1 MITCHELL, MARK	1 Write-In Candidate	1 Over Votes	1 Under Votes								
6291 1 - TEMPE	16736	4208	25.14	3345	141	1	721								
6292 2 - TEMPE	20003	5748	28.74	4610	149		989								
6293 3 - TEMPE	16610	5096	30.68	4020	198	1	877								
6294 4 - TEMPE	11895	2164	18.19	1727	99		338								
6295 5 - TEMPE	10155	1981	19.51	1544	108	1	328								
	75399	19197	25.46	15246	695	3	3253								

1 COUNCILMEMBER - CITY OF TEMPE (vote for 3)

				1	1	1	1	1	1	1	1	1			
	Registered	Ballots Cast	Turnout (%)	AMOROSI, PHIL	BARONESS VON BEHR, IRINA	FONSECA, ERNESTO	GRANVILLE, KOLBY	KEATING, RANDY	NAVARRO, JOEL	Write-In Candidate	Over Votes	Under Votes			
6291 1 - TEMPE	16736	4208	25.14	1289	719	1277	2461	2326	2420	72	18	2042			
6292 2 - TEMPE	20003	5748	28.74	1678	973	1846	3287	2714	3707	55	21	2963			
6293 3 - TEMPE	16610	5096	30.68	1425	817	1564	3005	2609	3233	48	12	2575			
6294 4 - TEMPE	11895	2164	18.19	682	328	735	1285	1085	1226	20	6	1125			
6295 5 - TEMPE	10155	1981	19.51	573	291	689	1174	1117	1140	39	6	914			
	75399	19197	25.46	5647	3128	6111	11212	9851	11726	234	63	9619			

1 CITY OF TEMPE PROPOSITION 485

				1	1	1	1								
	Registered	Ballots Cast	Turnout (%)	YES	NO	Over Votes	Under Votes								
6291 1 - TEMPE	16736	4208	25.14	3498	418		292								
6292 2 - TEMPE	20003	5748	28.74	4620	674		454								
6293 3 - TEMPE	16610	5096	30.68	4129	550		417								
6294 4 - TEMPE	11895	2164	18.19	1800	222		142								
6295 5 - TEMPE	10155	1981	19.51	1674	168		139								
	75399	19197	25.46	15721	2032	0	1444								

Attachment 2 to Exhibit A
Ballots Rejected by Precinct (District)

Precinct	Bad Signature		Returned Late		No Signature
PPNO 6291	7		43		31
PPNO 6292	8		65		57
PPNO 6293	5		46		33
PPNO 6294	5		33		17
PPNO 6295	5		34		24
Total	30		221		162