

RESOLUTION NO. R2014.77

**A RESOLUTION OF THE CITY COUNCIL OF THE CITY OF TEMPE, ARIZONA,
DECLARING THE CANVASS OF RESULTS FOR THE CITY OF TEMPE GENERAL PLAN
2040 SPECIAL ELECTION HELD ON MAY 20, 2014.**

WHEREAS, a Special Election was held and conducted in the City of Tempe, Arizona, on Tuesday, May 20, 2014, for the purpose of submitting the City of Tempe General Plan 2040, as Proposition 467, to the qualified electors of the City of Tempe for ratification; and,

WHEREAS, it now becomes the duty of the City Council of the City of Tempe, Arizona to canvass the election results of the May 20, 2014, Special Election.

NOW, THEREFORE, BE IT RESOLVED BY THE CITY COUNCIL OF THE CITY OF TEMPE, ARIZONA, AS FOLLOWS:

Section 1. That Exhibit A, attached, is declared and adopted as the official canvass of votes of the Special Election for the City of Tempe General Plan 2040, and includes:

- 1) The number of ballots cast in each precinct;
- 2) The number of ballots rejected in each precinct;
- 3) The number and a brief title of the proposition;
- 4) The number of votes by precinct for and against the proposition.

Section 2. That, as shown in Exhibit A, the total number of ballots cast in the Special Election for the City of Tempe General Plan 2040 was 13,282.

Section 3. That, as shown in Exhibit A, the votes cast in the Special Election for the City of Tempe General Plan 2040 is as follows:


13,260 total votes were cast; 7,433 votes were cast in favor of approving Proposition 467, the City of Tempe General Plan 2040 and 5,827 votes were cast in opposition to Proposition 467, the City of Tempe General Plan 2040.

Section 4. That the majority of votes were cast in favor of approving Proposition 467 and that Proposition 467 is declared to have been approved, ratifying the City of Tempe General Plan 2040 and making the City of Tempe General Plan 2040 effective.


Section 5. That the City Clerk shall enter Exhibit A on the records of the City of Tempe as the official canvass.

Section 6. That with the approval and ratification of the City of Tempe General Plan 2040, the General Plan 2030, as amended, is no longer in effect.

PASSED AND ADOPTED BY THE CITY COUNCIL OF THE CITY OF TEMPE, ARIZONA, this 3rd day of June, 2014.


Mark W. Mitchell, Mayor

ATTEST:


Brigitta M. Kuiper, City Clerk

APPROVED AS TO FORM:



Judith R. Baumann, City Attorney



Exhibit A to City of Tempe Resolution No. R2014.77

		PPNO	PPNO	PPNO	PPNO	PPNO	PPNO	PPNO	PPNO	PPNO	PPNO	PPNO	PPNO	PPNO	
		1	2	3	4	5	6	7	8	9	10	11	12	13	
		Polling Place	Polling Place	Polling Place	Polling Place	Polling Place	Polling Place	Polling Place	Polling Place	Polling Place	Polling Place	Polling Place	Polling Place	Polling Place	
		Darrow, Rio Salado, Mitchell Park	Papago Park, Rolling Hills, Van Ness	Tempe, Hudson	Escalante, Victory	Diablo, Dwight, Twin Buttes	Balboa, Cairo, Jentilly, Shalimar	Rotary Park, Dover	Palmer, Hollis	Waggoner, Corbell	Cardinal, Alexander, Campbell Park	Celaya, Pepperwood	Redden, Tulane	Optimist, Scudder	
Total															
Registered Voters		86,264	7,291	4,558	4,151	5,502	6,876	11,867	5,087	6,122	7,462	9,091	6,228	4,748	7,281
Ballots Cast		13,282	700	533	240	383	866	2,157	1,100	832	1,711	1,963	550	766	1,481
Turnout Percentage		15.40%	9.60%	11.69%	5.78%	6.96%	12.59%	18.18%	21.62%	13.59%	22.93%	21.59%	8.83%	16.13%	20.34%
	Total Votes	Percent of Total Votes													
Proposition No. 467 The City of Tempe General Plan 2040															
Yes	7,433	56.06%	434	310	168	211	494	1,157	677	419	979	1,126	299	426	733
No	5,827	43.94%	266	220	72	171	370	996	421	410	731	837	249	340	744
Number of Total Votes:		13,260													
REJECTED BALLOTS		219	11	17	4	13	16	30	20	14	19	23	18	16	18

Final Official Results - May 20, 2014 Special Election

MRC_20140520_E
May 20, 2014
Precinct Report
MARICOPA COUNTY
FINAL RESULTS

5891 1 - TEMPE

Registration & Turnout		7,291
Election Day Paper Turnout	60	0.82%
Early Voting Paper Turnout	640	8.78%
Early Voting Edge Turnout	0	0.00%
Election Day Edge Turnout	0	0.00%
Total...	700	9.60%

CITY OF TEMPE PROPOSITION 467 (Final)

Under Vote: 0
Over Vote: 0

- YES	434	62.00%
- NO	266	38.00%
Total...	700	100.00%

5892 2 - TEMPE

Registration & Turnout		4,558
Election Day Paper Turnout	35	0.77%
Early Voting Paper Turnout	498	10.93%
Early Voting Edge Turnout	0	0.00%
Election Day Edge Turnout	0	0.00%
Total...	533	11.69%

CITY OF TEMPE PROPOSITION 467 (Final)

Under Vote: 3
Over Vote: 0

- YES	310	58.49%
- NO	220	41.51%
Total...	530	100.00%

5893 3 - TEMPE

Registration & Turnout		4,151
Election Day Paper Turnout	21	0.51%
Early Voting Paper Turnout	217	5.23%
Early Voting Edge Turnout	0	0.00%
Election Day Edge Turnout	2	0.05%
Total...	240	5.78%

CITY OF TEMPE PROPOSITION 467 (Final)

Under Vote: 0
Over Vote: 0

- YES	168	70.00%
- NO	72	30.00%
Total...	240	100.00%

5894 4 - TEMPE

Registration & Turnout		5,502
Election Day Paper Turnout	20	0.36%
Early Voting Paper Turnout	363	6.60%
Early Voting Edge Turnout	0	0.00%
Election Day Edge Turnout	0	0.00%
Total...	383	6.96%

MRC_20140520_E
May 20, 2014
Precinct Report
MARICOPA COUNTY
FINAL RESULTS

5894 4 - TEMPE

CITY OF TEMPE PROPOSITION 467 (Final)

Under Vote: 1			
Over Vote: 0			
- YES	211	55.24%	
- NO	171	44.76%	
Total...	382	100.00%	

5895 5 - TEMPE

Registration & Turnout 6,876

Election Day Paper Turnout	37	0.54%	
Early Voting Paper Turnout	829	12.06%	
Early Voting Edge Turnout	0	0.00%	
Election Day Edge Turnout	0	0.00%	
Total...	866	12.59%	

CITY OF TEMPE PROPOSITION 467 (Final)

Under Vote: 2			
Over Vote: 0			
- YES	494	57.18%	
- NO	370	42.82%	
Total...	864	100.00%	

5896 6 - TEMPE

Registration & Turnout 11,867

Election Day Paper Turnout	148	1.25%	
Early Voting Paper Turnout	2,009	16.93%	
Early Voting Edge Turnout	0	0.00%	
Election Day Edge Turnout	0	0.00%	
Total...	2,157	18.18%	

CITY OF TEMPE PROPOSITION 467 (Final)

Under Vote: 4			
Over Vote: 0			
- YES	1,157	53.74%	
- NO	996	46.26%	
Total...	2,153	100.00%	

5897 7 - TEMPE

Registration & Turnout 5,087

Election Day Paper Turnout	35	0.69%	
Early Voting Paper Turnout	1,065	20.94%	
Early Voting Edge Turnout	0	0.00%	
Election Day Edge Turnout	0	0.00%	
Total...	1,100	21.62%	

CITY OF TEMPE PROPOSITION 467 (Final)

Under Vote: 2			
Over Vote: 0			
- YES	677	61.66%	
- NO	421	38.34%	
Total...	1,098	100.00%	

5898 8 - TEMPE

Registration & Turnout 6,122

Election Day Paper Turnout	45	0.74%	
----------------------------	----	-------	--

MRC_20140520_E
May 20, 2014
Precinct Report
MARICOPA COUNTY
FINAL RESULTS

5898 8 - TEMPE

Registration & Turnout			6,122
Early Voting Paper Turnout	787	12.86%	
Early Voting Edge Turnout	0	0.00%	
Election Day Edge Turnout	0	0.00%	
Total...	832	13.59%	

CITY OF TEMPE PROPOSITION 467 (Final)

Under Vote: 3
Over Vote: 0

- YES	419	50.54%	
- NO	410	49.46%	
Total...	829	100.00%	

5899 9 - TEMPE

Registration & Turnout			7,462
Election Day Paper Turnout	87	1.17%	
Early Voting Paper Turnout	1,624	21.76%	
Early Voting Edge Turnout	0	0.00%	
Election Day Edge Turnout	0	0.00%	
Total...	1,711	22.93%	

CITY OF TEMPE PROPOSITION 467 (Final)

Under Vote: 1
Over Vote: 0

- YES	979	57.25%	
- NO	731	42.75%	
Total...	1,710	100.00%	

5900 10 - TEMPE

Registration & Turnout			9,091
Election Day Paper Turnout	49	0.54%	
Early Voting Paper Turnout	1,914	21.05%	
Early Voting Edge Turnout	0	0.00%	
Election Day Edge Turnout	0	0.00%	
Total...	1,963	21.59%	

CITY OF TEMPE PROPOSITION 467 (Final)

Under Vote: 0
Over Vote: 0

- YES	1,126	57.36%	
- NO	837	42.64%	
Total...	1,963	100.00%	

5901 11 - TEMPE

Registration & Turnout			6,228
Election Day Paper Turnout	24	0.39%	
Early Voting Paper Turnout	525	8.43%	
Early Voting Edge Turnout	0	0.00%	
Election Day Edge Turnout	1	0.02%	
Total...	550	8.83%	

CITY OF TEMPE PROPOSITION 467 (Final)

Under Vote: 2
Over Vote: 0

- YES	299	54.56%	
-------	-----	--------	--

MRC_20140520_E
May 20, 2014
Precinct Report
MARICOPA COUNTY
FINAL RESULTS

5901 11 - TEMPE

CITY OF TEMPE PROPOSITION 467		(Final)	
- NO	249	45.44%	
Total...	548	100.00%	

5902 12 - TEMPE

Registration & Turnout		4,748	
Election Day Paper Turnout	33	0.70%	
Early Voting Paper Turnout	733	15.44%	
Early Voting Edge Turnout	0	0.00%	
Election Day Edge Turnout	0	0.00%	
Total...	766	16.13%	

CITY OF TEMPE PROPOSITION 467 (Final)

Under Vote: 0			
Over Vote: 0			
- YES	426	55.61%	
- NO	340	44.39%	
Total...	766	100.00%	

5903 13 - TEMPE

Registration & Turnout		7,281	
Election Day Paper Turnout	114	1.57%	
Early Voting Paper Turnout	1,367	18.77%	
Early Voting Edge Turnout	0	0.00%	
Election Day Edge Turnout	0	0.00%	
Total...	1,481	20.34%	

CITY OF TEMPE PROPOSITION 467 (Final)

Under Vote: 4			
Over Vote: 0			
- YES	733	49.63%	
- NO	744	50.37%	
Total...	1,477	100.00%	

Attachment 2 to Exhibit A
Ballots Rejected by Precinct

Precinct	Bad Signature	Returned Late	No Signature
PPNO 1	1	5	5
PPNO 2	0	9	8
PPNO 3	0	2	2
PPNO 4	1	8	4
PPNO 5	0	9	7
PPNO 6	7	16	7
PPNO 7	2	11	7
PPNO 8	0	4	10
PPNO 9	4	9	6
PPNO 10	2	11	10
PPNO 11	2	5	11
PPNO 12	2	8	6
PPNO 13	1	9	8
Total	22	106	91